

REGISTRATION

FORM & PAYMENT DUE BY APRIL 30, 2010

Fax to (206) 296-2691 or mail to Margaret Klein at Seattle University, Loyola 514, 901 12th Ave., PO Box 222000, Seattle, WA 98122-1090

Name: _____

Name of Institution: _____

Position: _____

Street Address: _____

Phone: _____

City, State, and Zip Code: _____

Email: _____

Please inform us if there are dietary restrictions or special accommodations required. _____

REGISTRATION FEE: Space is limited to 200 participants. The registration fee is \$375.00 per person.
For teams of 3 or more the registration fee is \$325.00 per person and ALL registration forms MUST be submitted together.
After April 15, 2010, fees will increase by \$100 per person. Fees are non-refundable.


PAYMENT OF FEES & LODGING (see reverse side for lodging options): Registration Fee: _____ + Lodging Fee: _____ = Total Amount Due: _____

Please enclose check or PO payable to "Seattle University"

Credit Card: _____ - _____ - _____ exp. ____ / ____ Signature: _____



A Professional Development Program For Principals,
Assistant Principals and Teachers




Formative Assessment


Linking Instruction to Assessment

Sponsored by
the Archdiocese of Seattle Catholic Schools Department
and Seattle University College of Education


PRESENTERS



Laura Lipton, Ed.D.,
Co-Director of MiraVia, LLC



Peggy Olcott, M.Ed.,
international consultant
& Training Associate
of MiraVia, LLC



June 22, 23 and 24, 2010
Seattle University Campus - Campion Ballroom
901 12th Ave., Seattle, WA 98122

PROGRAM

The Institute registration and check-in begins on Tuesday, June 22, 2010, at 8 a.m. with a continental breakfast. Continental breakfast and lunch provided daily. All participants are invited to a complimentary evening barbecue on Wednesday, June 23, 2010. Please RSVP when you register for the Institute.

All registrants will receive two books in advance: *Pathways to Understanding* and *Data-Driven Dialogue*; additional clock hours available.

YOU WILL LEARN:

- Guiding principles for effective formative assessments
- Tools and guidelines for designing formative assessments in a teaching/learning cycle
- Skills for leading and participating in purposeful collaborative inquiry with data
- Learning-focused strategies for increased student engagement

DAY 1 – TUESDAY, JUNE 22

- Current Conditions: Why and How We Talk
- Purposes and Impacts of Formative and Summative Assessments
- Participants' Current Knowledge and Use of Formative Assessments
- Guiding Principles for Effective Formative Assessments
- Strategies for Designing Formative Assessments
- Collaborative Team Time for Designing Formative Assessments

DAY 2 – WEDNESDAY, JUNE 23

- Embedding Formative Assessments in a Teaching/Learning Cycle
- Exploring a Formative Assessment Toolkit (Samples and Templates)
- Choosing Which Data to Collect
 - Using Multiple Sources
 - Reliability and Validity
- Engaging in Collaborative Data-Driven Conversations
 - Communication Tools to Support Thinking and Dialogue
- Collaborative Team Time for Designing Formative Assessments

DAY 3 – THURSDAY, JUNE 24

- Cross-School Sharing of Examples of Formative Assessments
- Purposeful Collaborative Inquiry of Formative Assessments
 - Understanding and Applying a Collaborative Learning Cycle
- Next Steps – Implementing an Action Plan
- Collaborative Team Time for Planning Implementation at School Site

School teams and laptops are encouraged

Payment for credit and clock hours may be completed on-site.

Formative Assessment Linking Instruction to Assessment

Please complete the attached registration form and fax to (206)296-2691, or mail to Margaret Klein at Seattle University, Loyola 514, 901 12th Ave., PO Box 222000, Seattle, WA 98122-1090. Registration to begin February 16, 2010. Space is limited to 200 participants. The Early Bird fee is \$375 per person. School teams are encouraged. The fee for teams with three or more participants will be \$325 per person. After April 15, 2010, fees will increase by \$100 per person. Fees are nonrefundable.

LODGING AT SEATTLE UNIVERSITY: Located on the south side of campus, across the street from the Lemieux Library. Reservations available through pre-payment with your online registration.

CAMPION RESIDENCE HALL (shared bath facilities):
\$32.00 per person/per night (single occupancy room)
\$26.25 per person/per night (double occupancy room)

CHARDIN HALL (suite-style housing)
\$55.00 per person/per night (one bedroom/single occupancy)
\$42.50 per person/per night (one or two bedroom/double occupancy)
\$32.50 per person/per night (two bedroom/three persons)
\$30.00 per person/per night (two bedroom/four persons)

OTHER LODGING SUGGESTIONS:
Silver Cloud Hotel: 1100 Broadway, Seattle, Reservations: 800-590-1801 (to receive the conference rate, call by May 21 and say you are with the SU - NCE Leadership Institute)

PARKING: Campus parking will be available at a rate of \$5.00 per day for those choosing on-campus parking. Fees will be waived for those who select dormitory lodging.

Please visit www.seattleu.edu/home/campus_community/visit_campus for a campus map and other useful information about visiting Seattle University.

Questions about Program Content: contact Kay Purcell at 206-382-4859 or toll free at 1-800-473-5651 or via email at kay.purcell@seattlearch.org.

Questions about Registration: contact Margaret Klein at 206-296-2147 or via e-mail at kleinm@seattleu.edu.

Registration Forms are due no later than April 30, 2010

Limited scholarships available upon request. Contact kay.purcell@seattlearch.org for info.

SEATTLE UNIVERSITY LODGING

CAMPION SINGLE \$32 per person/per night	<input type="checkbox"/> June 21	<input type="checkbox"/> June 22	<input type="checkbox"/> June 23	<input type="checkbox"/> June 24
CAMPION DOUBLE \$26.25 per person/per night	<input type="checkbox"/> June 21	<input type="checkbox"/> June 22	<input type="checkbox"/> June 23	<input type="checkbox"/> June 24
Requested Roommate's Name:				
CHARDIN SINGLE \$55 per person/per night	<input type="checkbox"/> June 21	<input type="checkbox"/> June 22	<input type="checkbox"/> June 23	<input type="checkbox"/> June 24
CHARDIN DOUBLE \$42.50 per person/per night	<input type="checkbox"/> June 21	<input type="checkbox"/> June 22	<input type="checkbox"/> June 23	<input type="checkbox"/> June 24
CHARDIN THREE PERSONS \$32.50 per person/per night	<input type="checkbox"/> June 21	<input type="checkbox"/> June 22	<input type="checkbox"/> June 23	<input type="checkbox"/> June 24
CHARDIN FOUR PERSONS \$30.00 per person/per night	<input type="checkbox"/> June 21	<input type="checkbox"/> June 22	<input type="checkbox"/> June 23	<input type="checkbox"/> June 24
Requested Roommate's Name(s): 1. _____				
2. _____				
3. _____				

Lodging Rate: \$ _____ x No. of Nights: _____ = Total Lodging Fees: \$ _____